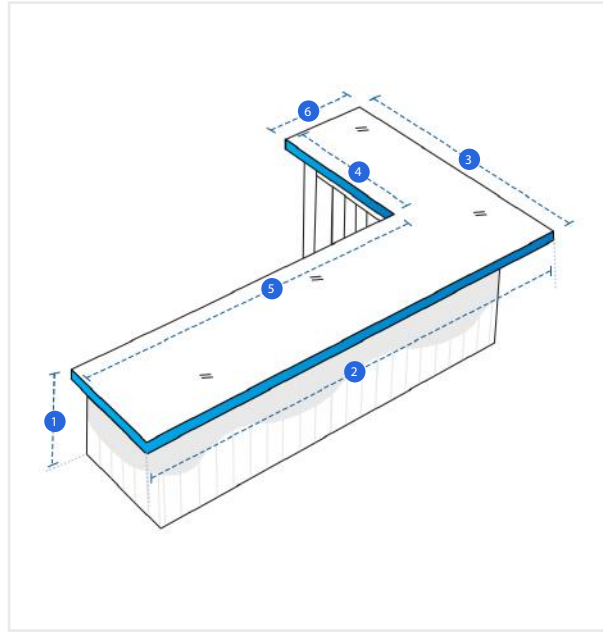


How to Measure Outdoor Bar Island Covers - Design 3

Measurement Instruction

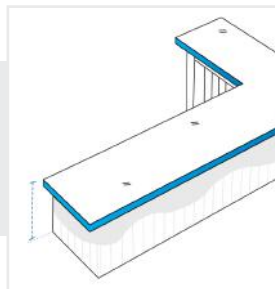
- ✓ Give exact measurement from edge to edge.
- ✓ We add 1" to 2" leeway on the given width/depth for easy pull-in and pull-out.
- ✓ The height dimensions will remain same as provided by you.



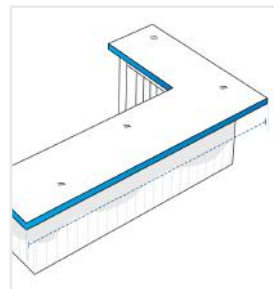
Measurement (Inches)

1. Height	<input type="text"/>	2. Outer Width	<input type="text"/>
3. Right Outer Depth	<input type="text"/>	4. Right Inner Depth	<input type="text"/>
5. Inner Width	<input type="text"/>	6. Arm Width	<input type="text"/>

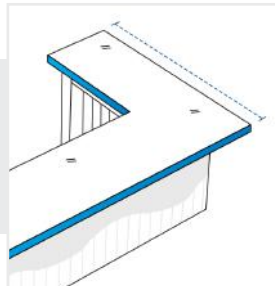
1. Height:
Height of the Outdoor Bar Island



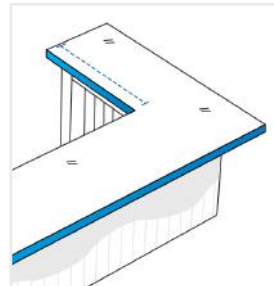
2. Outer Width:
Outer Width of the Outdoor Bar Island



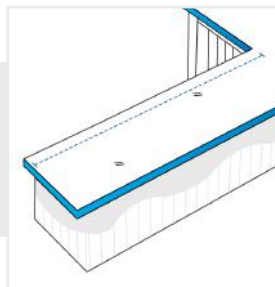
3. Right Outer Depth:
Right Outer Depth of the Outdoor Bar Island



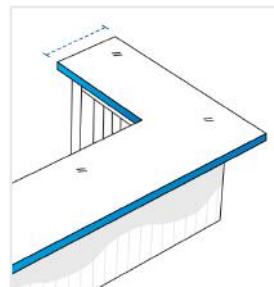
4. Right Inner Depth:
Right Inner Depth of the Outdoor Bar Island



5. Inner Width:
Inner Width of the Outdoor Bar Island



6. Arm Width:
Arm Width of the Outdoor Bar Island



We encourage you to upload the image of the article you need the cover for - this helps our team ensure covers are designed keeping your requirements in mind.