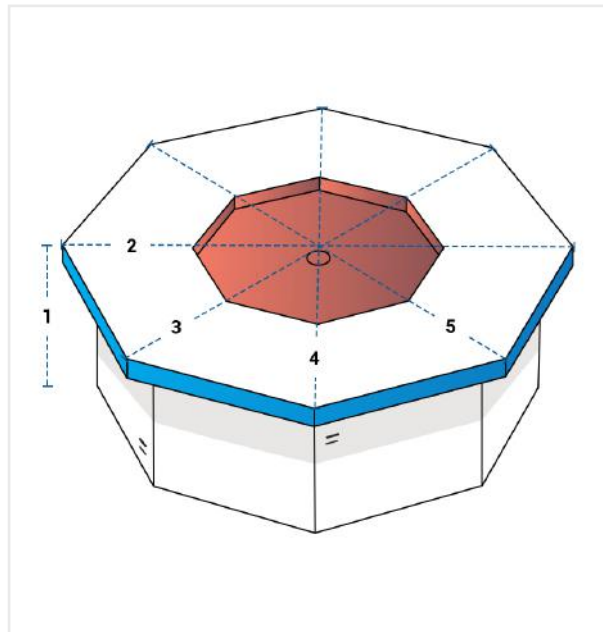


How to Measure Fire Pit Covers - Octagon

Measurement Instruction

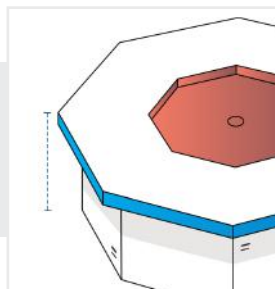
- ✓ Give exact measurement from edge to edge.
- ✓ "We add upto 2" leeway on the given width/depth for easy pull-in and pull-out."
- ✓ The height dimensions will remain same as provided by you.



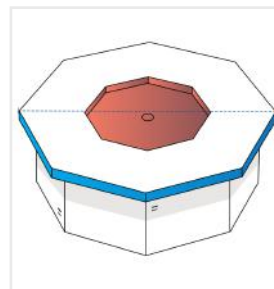
Measurement (Inches)

- | | | | |
|----------------|----------------------|----------------|----------------------|
| 1. Height | <input type="text"/> | 2. Diameter #1 | <input type="text"/> |
| 3. Diameter #2 | <input type="text"/> | 4. Diameter #3 | <input type="text"/> |
| 5. Diameter #4 | <input type="text"/> | | |

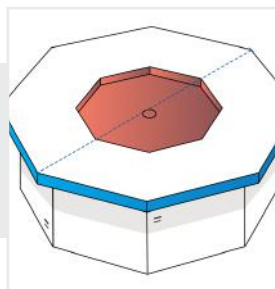
1. Height:
Height of the Fire Pit Octagon



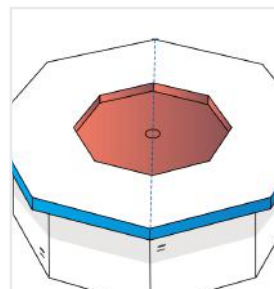
2. Diameter #1:
Diameter #1 of the Fire Pit Octagon



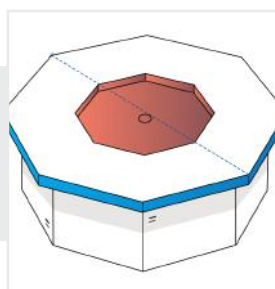
3. Diameter #2:
Diameter #2 of the Fire Pit Octagon



4. Diameter #3:
Diameter #3 of the Fire Pit Octagon



5. Diameter #4:
Diameter #4 of the Fire Pit Octagon



We encourage you to upload the image of the article you need the cover for - this helps our team ensure covers are designed keeping your requirements in mind.