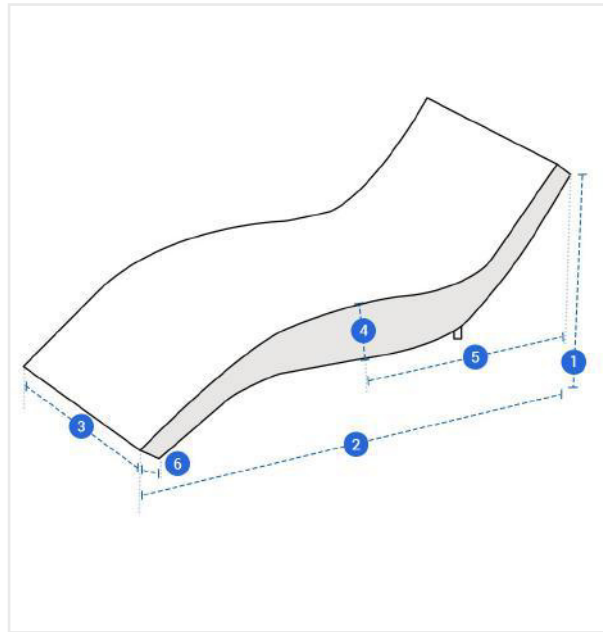


How to Measure Chaise Lounge Covers - Design 9

Measurement Instruction

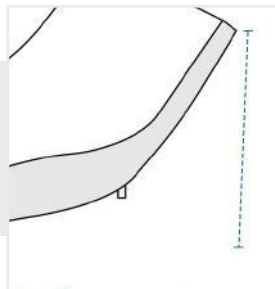
- ✓ Give exact measurement from edge to edge.
- ✓ "We add upto 2" leeway on the given width/depth for easy pull-in and pull-out."
- ✓ The height dimensions will remain same as provided by you.



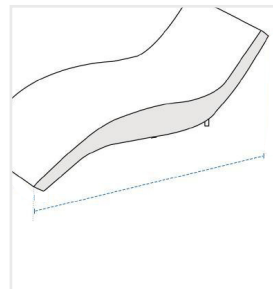
Measurement (Inches)

1. Height	<input type="text"/>	2. Depth	<input type="text"/>
3. Width	<input type="text"/>	4. Middle Height	<input type="text"/>
5. Depth from Middle to Back	<input type="text"/>	6. Front Height	<input type="text"/>

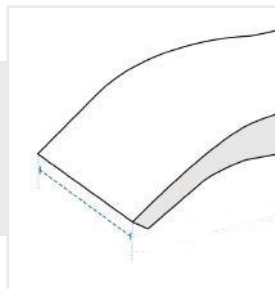
1. Height:
Height of the Chaise



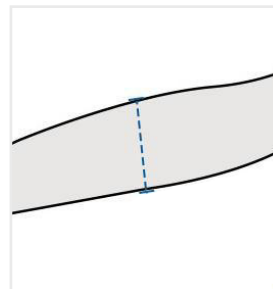
2. Depth:
Depth of the Chaise



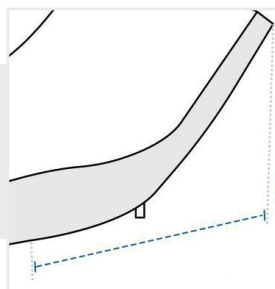
3. Width:
Width of the Chaise



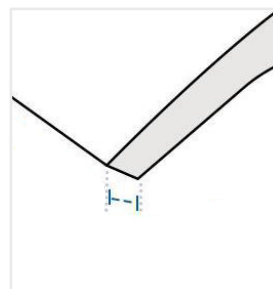
4. Middle Height:
Middle Height of the Chaise



5. Depth from Middle to Back:
Depth from Middle to Back of the Chaise



6. Front Height:
Front Height of the Chaise



We encourage you to upload the image of the article you need the cover for - this helps our team ensure covers are designed keeping your requirements in mind.