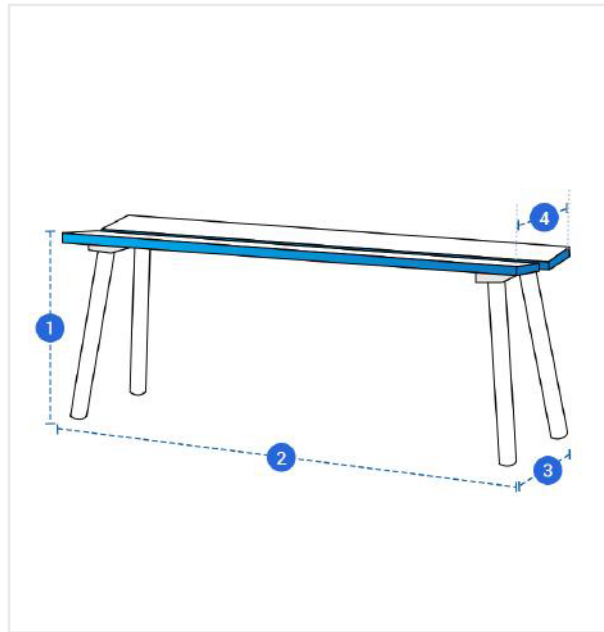


How to Measure Custom Bench Covers - Design 4

Measurement Instruction

- ✓ Give exact measurement from edge to edge.
- ✓ We add 1" to 2" leeway on the given width/depth for easy pull-in and pull-out.
- ✓ The height dimensions will remain same as provided by you.



Measurement (Inches)

1. Height

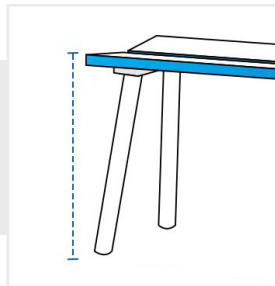
2. Width

3. Bottom Depth

4. Top Depth

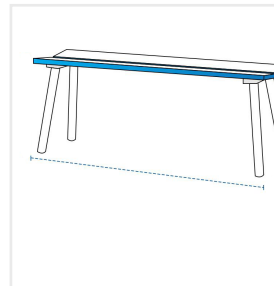
1. Height:

Height of the Custom Bench



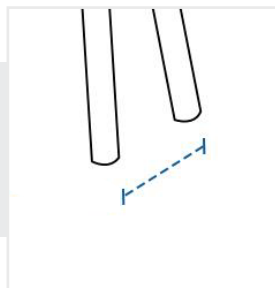
2. Width:

Width of the Custom Bench



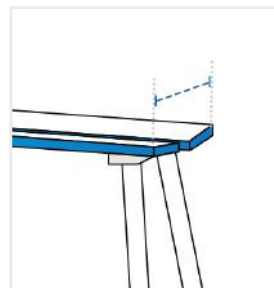
3. Bottom Depth:

Bottom Depth of the Custom Bench



4. Top Depth:

Top Depth of the Custom Bench



We encourage you to upload the image of the article you need the cover for - this helps our team ensure covers are designed keeping your requirements in mind.